

4

3

2

1

DWG NO. HD-144 SH 1 REV -


REVISIONS				
ZONE	REV	DESCRIPTION	DATE	APP

- SUPPLY VOLTAGE: 6V TO 30V DC REGULATED
- SUPPLY CURRENT: 20mA MAX @ NO LOAD
- OUTPUT TYPE: PUSH/PULL, CMOS/TTL (5V)
- OUTPUT SATURATION VOLTAGE HIGH: 0.6V MAX @ 30mA
- OUTPUT SATURATION VOLTAGE LOW: 0.4V MAX @ -30mA
- PROTECTION: REVERSE POLARITY AND OUTPUT SHORT CIRCUIT
- OPERATING FREQUENCY: 0Hz TO 15KHz
- AIR GAP: 0.100" (SEE NOTE 1)
- DUTY CYCLE: 50% ± 25% DEPENDENT ON TARGET GEOMETRY
- PHASE SHIFT: 90° ± 45° DEPENDENT ON TARGET GEOMETRY (SEE ALIGNMENT)
- ALIGNMENT: 12P (2M) SPUR GEAR CONTACT FACTORY FOR CUSTOM ALIGNMENT
- OPERATING TEMPERATURE: -40°C TO 125°C
- STORAGE TEMPERATURE: -40°C TO 125°C


NOTES:

1. AIR GAP IS DEPENDENT ON TARGET GEOMETRY AND OPERATING FREQUENCY  
HIGHER OPERATING FREQUENCIES AND FINER PITCH GEARS MAY REQUIRE AIR GAPS  
LESS THAN 0.100"

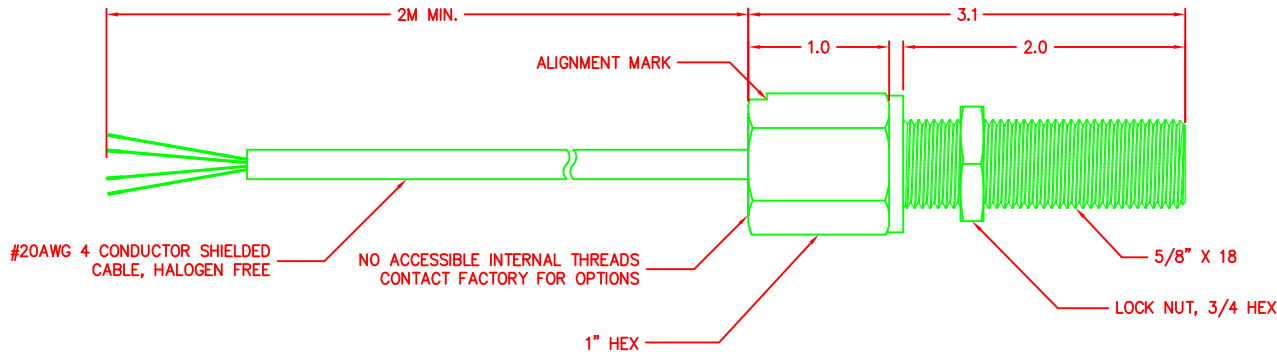
DIRECTION A



DIRECTION B



GEAR DIRECTION	OUTPUT 1	OUTPUT 2
DIRECTION A	LEAD	LAG
DIRECTION B	LAG	LEAD



WIRE DESCRIPTION	WIRE COLOR
POWER INPUT	ORANGE
POWER AND PULSE COMMON	GREEN
OUTPUT PULSE 1	BLUE
OUTPUT PULSE 2	WHITE
SHIELD	SHIELD

**786 PITTS CHAPEL ROAD**  
**ELIZABETH CITY, NC 27909**

MATERIAL	APPROVALS	
300 SERIES STAINLESS	DRAWN W. STAMBAUGH	DATE 08/24/16
FINISH	CHECK M. PRITCHARD	08/24/16
	ISSUED M. PRITCHARD	08/24/16

UNLESS OTHERWISE SPECIFIED DIMENSIONS ARE IN INCHES. TOLERANCES OTHER THAN THE SIZE OF RAW MATERIAL SHALL BE HELD AS FOLLOWS:

1 PLACE DECIMAL	±.1
2 PLACE DECIMAL	±.01
3 PLACE DECIMAL	±.005
FRACTIONAL	±1/64
ANGULAR	±1/2°

**MOTION SENSORS, INC.**

TITLE: **OUTLINE-SPECIFICATION DRAWING DUAL HALL EFFECT, PUSH/PULL TYPE TTL/CMOS (5V) OUTPUT, 5/8" X 18 THREADED HOUSING WITH CABLE**

SIZE C	CAGE CODE OY2U4	DWG NO HD-144	REV -
SCALE NONE	SHEET		

4

3

2

1