DWG NO.	SH	REV
PC51-72G	1	–

REVISIONS

ZONE	REV	DESCRIPTION	DATE	APP

NOTES

- COIL RESISTANCE: COIL 1: 565 OHMS ± 25%
  COIL 2: 750 OHMS ± 25%
- COIL INDUCTANCE: COIL 1: 165mH TYP.
  COIL 2: 160mH TYP.
- OUTPUT SIGNAL: COIL 1: 7.5Vp-p
  COIL 2: 6.0Vp-p
- TEST CONDITIONS:
  TEST GEAR: 12 PITCH
  AIR GAP: 0.030"
  LOAD: 100KΩ
  SPEED: 1000 I.P.S.
- INSULATION RESISTANCE (IR) WINDING TO CASE: > 100 MEGOHM @ 100 VOLTS.
- OPERATING TEMPERATURE: -270°C to +232°C
- CONNECTOR PINS ARE TIN PLATED

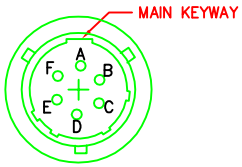

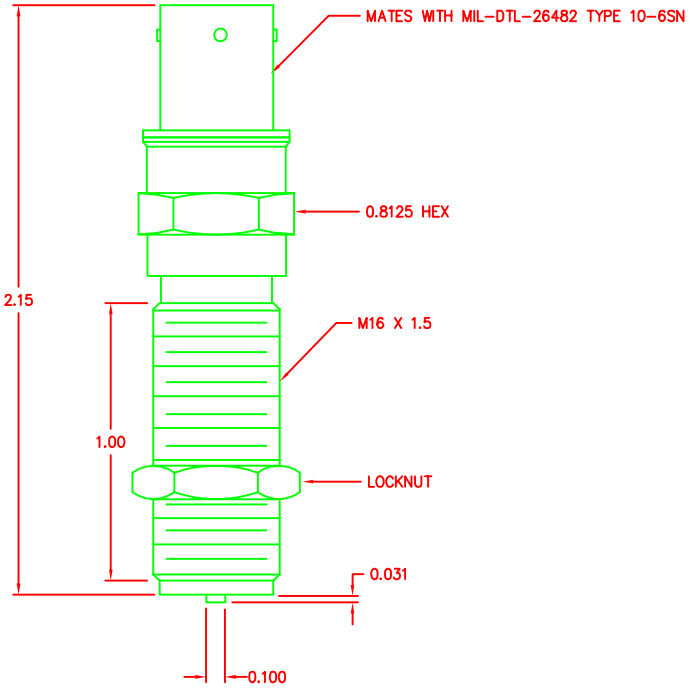

WIRING DIAGRAM

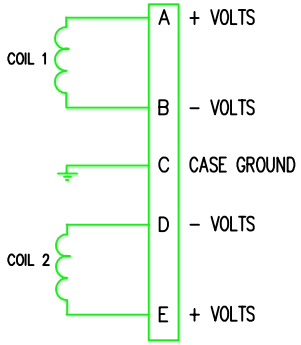

NEXT ASSY	USED ON
APPLICATION	

MATERIAL: 300 SERIES STAINLESS STEEL

FINISH:

CONFIDENTIAL PROPERTY OF MOTION SENSORS, INC. (MSI) NOT TO BE DISCLOSED TO OTHERS, REPRODUCED, OR USED FOR ANY OTHER PURPOSE, EXCEPT AS AUTHORIZED IN WRITING BY MSI. MUST BE RETURNED ON DEMAND.

APPROVALS		DATE
DRAWN	JDEFEO	12/21/11
CHECK	M. BERGMAN	01/03/12
ISSUED	JDEFEO	01/03/12

UNLESS OTHERWISE SPECIFIED DIMENSIONS ARE IN INCHES. TOLERANCES OTHER THAN THE SIZE OF RAW MATERIAL SHALL BE HELD AS FOLLOWS:

2 PLACE DECIMAL	± .01
3 PLACE DECIMAL	± .005
FRACTIONAL	± 1/64
ANGULAR	± 1/2°

MOTION SENSORS, INC.
ELIZABETH CITY, NC 27909

TITLE: DUAL WINDING VR SENSOR OUTLINE/SPECIFICATION MODEL PC51-72G

SIZE	CAGE CODE	DWG NO	REV
C	OY2U4	PC51-72G	–

SCALE | SHEET