DWG NO.	SH	REV
PC51-71G	1	A

REVISIONS

ZONE	REV	DESCRIPTION	DATE	APP
D2	A	ADDED NOTE KEYWAY NOT ORIENTED	10/2/17	JW

NOTES

- COIL RESISTANCE: COIL 1: 565 OHMS ± 25%
  COIL 2: 750 OHMS ± 25%
- COIL INDUCTANCE: COIL 1: 165mH TYP.
  COIL 2: 160mH TYP.
- OUTPUT SIGNAL: COIL 1: 7.5Vp-p
  COIL 2: 6.0Vp-p
- TEST CONDITIONS:
  TEST GEAR: 12 PITCH
  AIR GAP: 0.030"
  LOAD: 100KΩ
  SPEED: 1000 I.P.S.
- INSULATION RESISTANCE (IR) WINDING TO CASE: > 100 MEGOHM @ 100 VOLTS.
- OPERATING TEMPERATURE: -270°C to +232°C
- CONNECTOR PINS ARE TIN PLATED

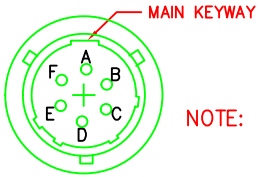

NOTE: KEYWAY NOT ORIENTED

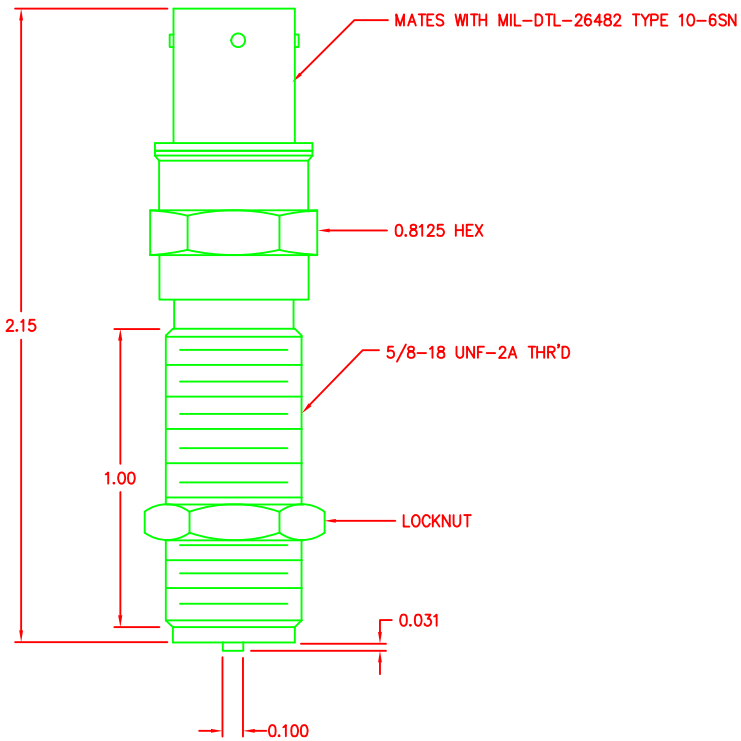

WIRING DIAGRAM

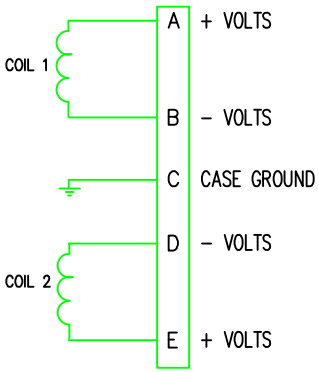

NEXT ASSY	USED ON
APPLICATION	

MATERIAL	APPROVALS		
300 SERIES STAINLESS STEEL	DRAWN	JDEFEO	DATE 12/21/11
	CHECK	M. BERGMAN	01/03/12
FINISH	ISSUED	JDEFEO	01/03/12

CONFIDENTIAL PROPERTY OF MOTION SENSORS, INC. (MSI) NOT TO BE DISCLOSED TO OTHERS, REPRODUCED, OR USED FOR ANY OTHER PURPOSE, EXCEPT AS AUTHORIZED IN WRITING BY MSI. MUST BE RETURNED ON DEMAND.

UNLESS OTHERWISE SPECIFIED DIMENSIONS ARE IN INCHES. TOLERANCES OTHER THAN THE SIZE OF RAW MATERIAL SHALL BE HELD AS FOLLOWS:
2 PLACE DECIMAL ± .01
3 PLACE DECIMAL ± .005
FRACTIONAL ± 1/64
ANGULAR ± 1/2°

MOTION SENSORS, INC.
ELIZABETH CITY, NC 27909

TITLE
DUAL WINDING VR SENSOR
OUTLINE/SPECIFICATION
MODEL PC51-71G

SIZE	CAGE CODE	DWG NO	REV
C	0Y2U4	PC51-71G	A

SCALE | SHEET